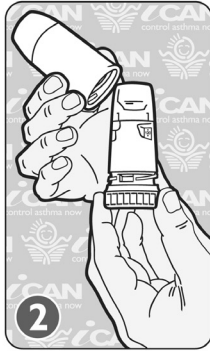


DRY POWDER INHALER

TURBUHALER (6+ YEARS)



1
CLOSED



2
TWIST OPEN




3
TURN




4
CLICK



5
BREATHE OUT



6
DEEP BREATH IN & HOLD



7
RINSE & SPIT

IMPORTANT INFORMATION

Note: Place mouthpiece between your teeth and close your lips (like sucking a straw).

Empty?: The window on the device starts to show red when there are 20 doses left. When the window is completely red, it is empty. Throw it away. The window on some devices also shows a "0" when it is empty. Throw it away.

Expired?: Remove the cap to check the expiry date on the device.

Reminders: Keep the Turbuhaler dry.
Do not breathe into the device.
Replace the cap after use.

This material is designed for information purposes only. It should not be used in place of medical advice, instruction and/or treatment. If you have specific questions, please consult your doctor or appropriate healthcare professional.

Developed by the Community Pediatric Asthma Service, Calgary and area.

For more information on asthma medications and device demos, visit our website at:
www.ucalgary.ca/icancontrolasthma