

METERED DOSE INHALER (MDI)

INHALER / "PUFFER" WITH SPACER & MASK



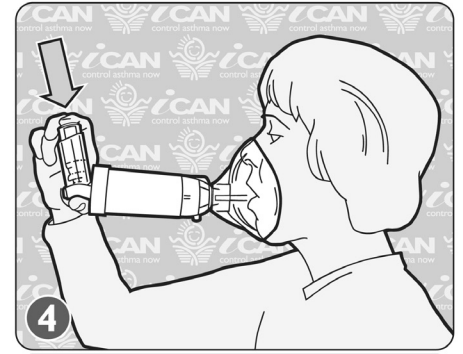
1 OPEN



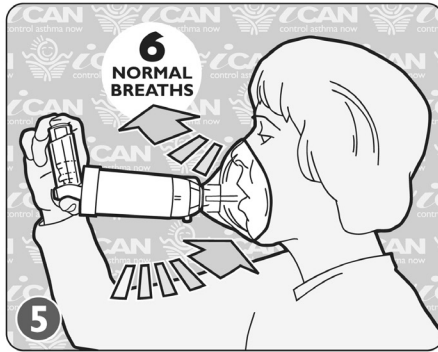
2 SHAKE



3 INSERT




4 PRESS DOWN



5 BREATHE IN & OUT



6 REMINDER



7 DRINK OR BRUSH TEETH

IMPORTANT INFORMATION

Note: Using an inhaler without a spacer is **NOT** recommended.

Mask size: Masks come in infant, child and adult sizes.
Make sure the mask covers the mouth and nose snugly.

Spacers: Replace spacer if valves are missing or broken.
Cleaning: Soak in warm soapy water. Let it dry.

Empty?: Shake it. If it feels light or you do not feel liquid moving, it is empty and needs to be replaced.
Throw it away.

Expired?: Pull the metal canister out of the plastic sleeve to check the expiry date on the canister.

Reminder: Replace cap on plastic sleeve to store MDI.

This material is designed for information purposes only. It should not be used in place of medical advice, instruction and/or treatment. If you have specific questions, please consult your doctor or appropriate healthcare professional.

Developed by the Community Pediatric Asthma Service, Calgary and area.

For more information on asthma medications and device demos, visit our website at:
www.ucalgary.ca/icancontrolasthma